

# Navigating the Curriculog Site

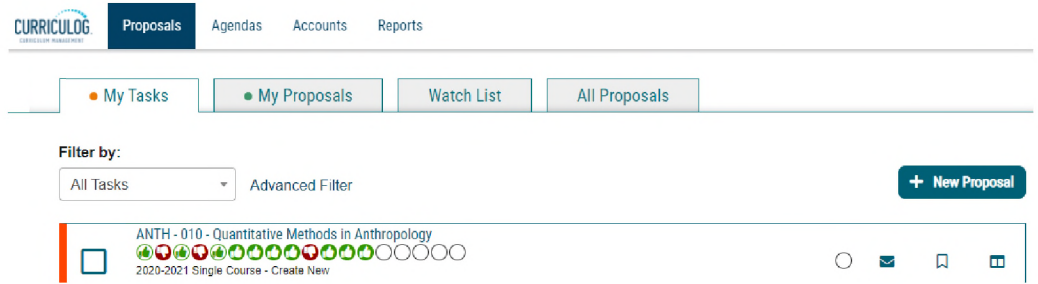


## Curriculog User Settings

1. Go to <https://ucmerced.curriculog.com/> and click “Login” in the upper right corner
2. Sign in with your UCM Net ID and password
3. Hover over your name in the upper right corner and click “My Settings”
4. Click your name on the left to open up the “Account Summary” pane on the right
  - a. In “Roles,” you will see which roles and/or committees you are assigned to. An asterisk with the title “Agenda Administrator” indicates that you are a chair of the committee and that will be required to input a decision before course proposals can move on in the workflow
  - b. **Note:** *It is important for the Registrar’s Office to know as soon as possible if your role has changed so proposals moving through the approval process are not delayed*
  - c. The default “Email Option” is for a Weekly Email Digest.
    - i. You can also choose to receive more frequent email notifications. Please note you can log into Curriculog and check the status of proposals at any time. There is not an option to turn email notifications off completely
  - d. In the “Process” section, you can select to receive messages for steps you are involved in or for proposals you are involved in.
5. Click “Save Preferences” to save any changes to “My Settings”

## Curriculog User Interface Overview

Once you have logged into Curriculog, you will see ‘My Dashboard.’ This view allows you to manage your proposals and to see recent notifications and upcoming events at a glance.



## My Dashboard

### ‘My Recent Notifications’

On the right hand side of the dashboard, users will receive notifications for a variety of reasons, such as a proposal receiving a decision, an edit being made, or a comment being provided. Notifications will be emailed to users based on their user settings—some users choose to receive an email notification as soon as the event occurs, while others choose to compile them into a digest to limit the number of emails received. To scroll through older notifications, select the arrow in the upper right corner in the same line as the header.

### ‘My Upcoming Events’

‘My Upcoming Events’ will show the next five upcoming events or deadlines. To view the full calendar, select the calendar icon in the upper right in the same line as the header.



## Proposal Module

A proposal is a course approval form that follows a workflow to receive an approval.

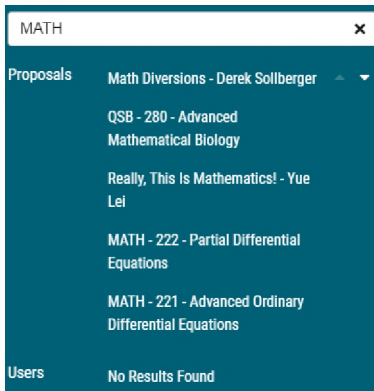
|                     |   |
|---------------------|---|
| ‘My Tasks’ Tab      | A list of items waiting for action from the user  |
| ‘My Proposals’ Tab  | A list of proposals originated by the user (unlaunched and launched)                                    |
| ‘Watch List’ Tab    | A list of proposals the user has elected to monitor   |
| ‘All Proposals’ Tab | A list of all proposals available for viewing to the user (transparency and permissions settings apply) |

The thin colored bar that appears to the left of the proposal will change based on the relationship with the user.

|        |                            |
|--------|----------------------------|
| Blue   | No action required         |
| Green  | A proposal created by you  |
| Orange | Waiting on action from you |

Next to your name on the top right are “Help”  and “Search”  icons.



Selecting “Help” will display a window featuring symbols and colors utilized in Curriculog.



The search function may be used to locate proposals or users throughout the system.

### Curriculog Help

Listed below are the symbols and colors utilized in Curriculog:

-  = has not made a decision
  -  = approved
  -  = rejected
  -  = held
  -  = suspended
  -  = cancelled
  -  = multiple decisions
  -  = task
  -  = mine
  -  = stuck
  -  = urgent, out of date import source
- 

## Agendas


- The Agenda Module allows users to see a list of agendas. Each row will indicate the name of the agenda, the number of proposals attached to the agenda, when it was created and by whom.

|  |
|--|
| 09.16.2019 Curriculum Committee Vote           |
| Proposals: 49                                  |
| Created: 10 Sep 2019                           |
| 10/12/18 SPARK Proposals for Review            |
| Proposals: 9                                   |
| Created: 12 Oct 2018                           |
| 10/22/18 Spring 2019 SPARK Proposal for Review |
| Proposals: 1                                   |
| Created: 22 Oct 2018                           |
| 10/30/18 SPRK 001 Review                       |
| Proposals: 1                                   |
| Created: 30 Oct 2018                           |
| 11.13.19 SSHA Curriculum Committee             |
| Proposals: 13                                  |
| Created: 12 Nov 2019                           |

|                     |   |
|---------------------|---|
| My Agendas          | Agenda Administrators are able to see all their published agendas |
| All Agendas         | Users are able to see all published agendas                       |
| My Archived Agendas | Agenda Administrators are able to see all their archived agendas  |
| Archived Agendas    | Users are able to see all archived agendas                        |

## Reports

- The Reports Module allows the user to generate reports on proposal activity within Curriculog.
- Once a report has been selected, the results will be delivered via e-mail and available for 5 days.
  - Note:** You will need to be logged into Curriculog to open a report.



- To generate any report, select the report you wish to run, then select the criteria you wish to filter on.
- Below is a list of reports that can be run. Global Reports will be available in both HTML and CSV format, while Detail Reports will only be available in HTML format.

| <b><u>Global Reports</u></b> | <b><u>Description</u></b>   |
|------------------------------|---|
| Pending Proposals Report     | List of all proposals within the system sorted by status  |
| User Activity Report         | Detailed view of a single user’s participation within Curriculog by proposal, including comments, edits, decisions and time spent   |
| Aging Report                 | List of all active proposals sorted by the greatest time in the system  |
| Bottleneck Report            | List of the largest lag times for changes by user, role and entity (such as department)   |
| <b><u>Detail Reports</u></b> | <b><u>Description</u></b>   |
| Proposal Detail Report       | Complete details of a single proposal, with the ability to include a summary of user activities (edits, comments, decisions, time), comments, import source, files and crosslistings  |
| Proposal Progress Report     | History of a proposal (its steps) in a flow diagram with user activity including comments, edits, time and decisions  |
| Impact Report                | Lists all dependent elements of the curriculum for a particular course, such as prerequisites, corequisites, crosslistings, programs and campuses. To begin, enter a prefix and code. Then, select at least one catalog you would like to search for impacts. For example, if the catalog contains a prerequisite field that would likely have valuable relationship information for your Impact Report. You may select multiple catalogs and fields. Program information is returned with your report by default. Impact reports are available exclusively for courses |
| Historical Change Report     | Change log of all proposal versions of a curriculum item over time  |

### **For More Assistance**

- To contact a system administrator, click the “Contact System Administrator” link at the bottom of any page you are on.
- A dialog box will pop up. Please fill out the fields and an administrator will assist you.